

NCFL

Flange Connection/Plastic Material

DESIGN FEATURES


- Large internal passages
- Uniform spray coverage
- High flow rates with coarse atomization
- Variety of polymer materials available, offering high corrosion resistance
- For metal alloy nozzles refer to SC and TC pages 36, 37 and 35

SPRAY CHARACTERISTICS


Spray pattern: Full Cone
Spray angles: 60°, 90°, and 120°
Flow rates: 350 to 19700 l/min
 (Special flow rates available)



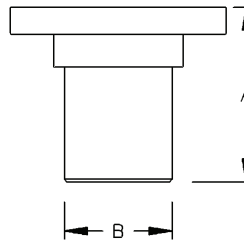
Plastic Flanged



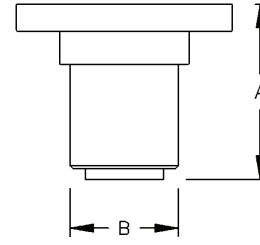
Full Cone 60° (N)



Full Cone 120° (W)



Flanged



Flanged 120°

Dimensions are approximate. Check with BETE for critical dimension applications.

NCFL Flow Rates and Dimensions

Full Cone, Narrow 60° (N), Medium 90° (M) and Wide 120° (W) Spray Angles, Flanged Connection, BSP or NPT

Pipe Size	Nozzle Number	K Factor	LITERS PER MINUTE @ BAR								Approx. Orifice Dia. (mm)	Approx. Free Pass. Dia. (mm)	Dim. (mm)		Wt. (kg) PVC
			0.2 bar	0.3 bar	0.4 bar	0.5 bar	0.7 bar	1 bar	1.5 bar	2 bar			A	B	
4	NCFL40140	746	350	424	485	539	631	746	903	1030	37.6	25.4	149	114	3.63
	NCFL40180	959	450	545	624	693	811	959	1160	1330	42.9	33.3			
	NCFL40250	1330	625	757	866	962	1130	1330	1610	1850	50.3	40.1			
6	NCFL60350	1860	876	1060	1213	1350	1580	1860	2260	2580	60.5	44.5	254	168	6.35
	NCFL60480	2560	1200	1450	1663	1850	2160	2560	3100	3540	69.9	50.0			
	NCFL60615	3280	1540	1860	2131	2370	2770	3280	3970	4540	79.0	42.2			
8	NCFL80665	3540	1660	2010	2300	2560	3000	3540	4290	4910	82.6	53.8	305	219	11.8
	NCFL80775	4130	1940	2350	2690	2980	3490	4130	5000	5720	89.4	60.5			
	NCFL80885	4720	2210	2680	3070	3410	3990	4720	5710	6530	95.3	66.5			
12	NCFL1201280	6820	3200	3870	4430	4930	5770	6820	8260	9450	114	73.2	457	323	31.8
	NCFL1201910	10200	4780	5780	6620	7350	8610	10200	12300	14100	140	82.6			
	NCFL1202665	14200	6670	8070	9230	10300	12000	14200	17200	19700	159	88.9			

$$\text{Flow Rate (l/min)} = K (\text{bar})^{0.47}$$

Standard Materials: PVC, Polypropylene and PTFE.

Spray angle performance varies with pressure. Contact BETE for specific data on critical applications.

CALL 413-772-0846
Call for the name of your nearest BETE representative.